

so

power

04 NITA

10 MAYA

18 SWING

24 ELA

26 BLUES

32 AVE

34 RAMA

36 MANÈ

38 ALLY

40 SONA

41 DAIKI

42 JALA

43 ARON

44 KARM

46 COUPÈ

54 BEBO

60 FELIX

62 PAULINE

64 TESS

68 MUSA

70 SAMBA

70 PIER

72 QUID

softline®
powered by materia

NITA

Designed by EDIT



NITA C OMC



m³: 0,30 kg: 5,0
pcs.: 1 m: 1,10

NITA A OMC



m³: 0,30 kg: 6,0
pcs.: 1 m: 1,30

Intrattenersi con curve, colori e materiali e ottenere una collezione vivace, energica, in continuo movimento. Forme arrotondate per la famiglia NITA, che vanta una comoda scocca imbottita e molteplici tipologie di struttura, in legno e metallo.

Entertain yourself with curves, colours and materials and obtain a lively and energetic line, a collection on the move. Rounded shapes define the NITA range, that boasts a comfortable upholstered shell and multiple structures, in wood and metal.

5





softline | powered by materia



NITA

Designed by EDIT

8



NITA C FP



m³: 0,30 kg: 7,0
pcs.: 1 m: 1,10



NITA A FP



m³: 0,30 kg: 8
pcs.: 1 m: 1,30



NITA SG



m³: 0,25 kg: 9,10
pcs.: 1 m: 1,00



NITA C TRC



m³: 0,30 kg: 5,30
 pcs.: 1 m: 1,10



NITA A TRC



m³: 0,30 kg: 6,30
 pcs.: 1 m: 1,30



NITA C CR



m³: 0,30 kg: 6,50
 pcs.: 1 m: 1,10



NITA A CR



m³: 0,30 kg: 7,50
 pcs.: 1 m: 1,30

MAYA

Designed by DALL'AGLIO, NATUZZI

10

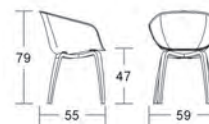


MAYA FP



m³: 0,30 kg: 8,0
pcs.: 1 -

MAYA FP UP



m³: 0,30 kg: 9,2
pcs.: 1 m: 1,30

Maya veste ogni ambientazione contemporanea. Una poltroncina estremamente versatile con scocca in polipropilene, con o senza cuscino, o rivestita in tessuto o cuoio. La collezione offre numerose varianti grazie alle diverse strutture in legno e metallo.

Maya fits into all contemporary spaces. An extremely versatile armchair with a polypropylene shell, that is available with or without cushion as well as fully covered in fabric or hide. The collection features different bases in metal and wood.



11

softline | powered by materia



MAYA

Designed by DALL'AGLIO, NATUZZI

12



MAYA OMC



m³: 0,30 kg: 7,0
pcs.: 1 -

MAYA OMC UP



m³: 0,30 kg: 8,2
pcs.: 1 m: 1,30

MAYA CR



m³: 0,30 kg: 8,0
pcs.: 1 -

MAYA CR UP



m³: 0,30 kg: 9,2
pcs.: 1 m: 1,30

13



MAYA TRC



m³: 0,30 kg: 6,5
 pcs.: 1 -



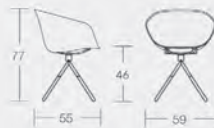
MAYA TRC UP



m³: 0,30 kg: 7,7
 pcs.: 1 m: 1,30



MAYA 4T



m³: 0,30 kg: 8,2
 pcs.: 1 -



MAYA 4T UP



m³: 0,30 kg: 9,4
 pcs.: 1 m: 1,30

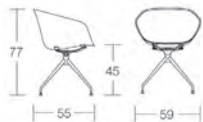
MAYA

Designed by DALL'AGLIO, NATUZZI

14

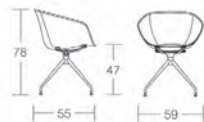


MAYA 6



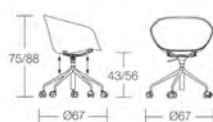
m³: 0,30 kg: 7,5
pcs.: 1 -

MAYA 6 UP



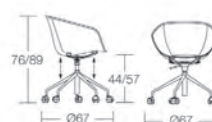
m³: 0,30 kg: 8,2
pcs.: 1 m: 1,30

MAYA 7 G



m³: 0,30 kg: 9,0
pcs.: 1 -

MAYA 7 G UP



m³: 0,30 kg: 10,2
pcs.: 1 m: 1,30

15

softline | powered by materia



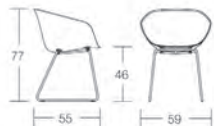
MAYA

Designed by DALL'AGLIO, NATUZZI

16



MAYA SL



m³: 0,30 kg: 6,9
pcs.: 1

MAYA SL UP



m³: 0,30 kg: 8,1
pcs.: 1 m: 1,30

MAYA C



m³: 0,30 kg: 6,5
pcs.: 1

MAYA C UP



m³: 0,30 kg: 7,7
pcs.: 1 m: 1,30

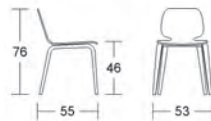


SWING

Designed by MICHELE TAVANO and EDIT

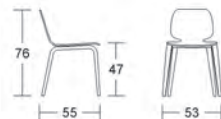


SWING F



m³: 0,33 kg: 5,7
pcs.: 2 -

SWING F UP



m³: 0,33 kg: 6,5
pcs.: 2 m: 0,80

Sedie e sgabelli in frassino massiccio o multistrato di frassino. Metallo laccato o cromato, sedute in legno o rivestite, una collezione dinamica, vivace. Forme in movimento, combinazioni di materiali che si fondono con armonia.

Chairs and stools in solid and multilayer ashwood. Chromed or laquered metal, wooden or upholstered seats. A dynamic and lively collection. Moving shapes, wood and metal combined.

19

softline | powered by materia



SWING

Designed by MICHELE TAVANO and EDIT

20



SWING O



m³: 0,33 kg: 5,5
pcs.: 2 -



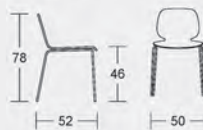
SWING O UP



m³: 0,33 kg: 6,3
pcs.: 2 m: 0,80



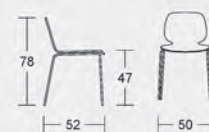
SWING 3



m³: 0,33 kg: 5,7
pcs.: 2 -



SWING C UP



m³: 0,33 kg: 6,5
pcs.: 2 m: 0,80

21

softline | powered by materia




SWING

Designed by MICHELE TAVANO and EDIT

22



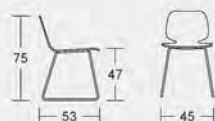
SWING SL



m³: 0,33 kg: 5,6
pcs.: 2 -



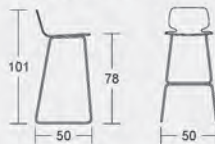
SWING SL UP



m³: 0,33 kg: 6,4
pcs.: 2 m: 0,80



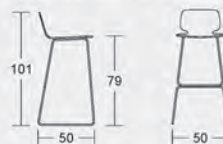
SWING SL 78



m³: 0,37 kg: 6,0
pcs.: 1 -



SWING SL 78 UP



m³: 0,37 kg: 6,5
pcs.: 1 m: 0,50

23



SWING F 78



m³: 0,37 kg: 7,2
 pcs.: 1 -

SWING F 78 UP



m³: 0,37 kg: 7,7
 pcs.: 1 m: 0,50

SWING O 78



m³: 0,37 kg: 6,0
 pcs.: 1 -

SWING O 78 UP



m³: 0,37 kg: 6,5
 pcs.: 1 m: 0,50

ELA

Designed by MICHELE TAVANO and EDIT



24

ELA



m³: 0,33 kg: 6,5
pcs.: 2 -

ELA UP



m³: 0,33 kg: 7,0
pcs.: 2 m: 0,80

Semplicità trasformata in eleganza. Design scandinavo per una collezione composta da sedia, poltrona e sgabello con struttura in massello di frassino e scocca o sedile in multistrato di frassino curvato, disponibili anche rivestiti.

Simplicity turned into elegance. Scandinavian design. Chair, armchair and stool, all with a solid ash wood structure and multilayer shell, available also in the upholstered version.

25

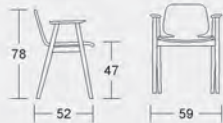


ELA P



m³: 0,30 kg: 7,5
 pcs.: 1 -

ELA P UP



m³: 0,30 kg: 8,0
 pcs.: 1 m: 0,80

ELA SG



m³: 0,15 kg: 4,5
 pcs.: 1 -

ELA SG UP



m³: 0,15 kg: 4,8
 pcs.: 1 m: 0,30

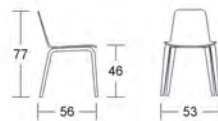
BLUES

Designed by EDIT



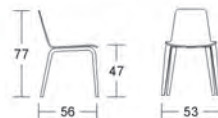
26

BLUES F



m³: 0,33 kg: 5,7
pcs.: 2

BLUES F UP



m³: 0,33 kg: 6,5
pcs.: 2 m: 0,80

Linee pulite, sorprendentemente semplici per una collezione adatta a qualsiasi location. Colori morbidi o la semplice bellezza del legno, basi in legno o metallo, versatili e funzionali. Sedute in legno o rivestite in tessuto.

Surprisingly clear lines define this collection that is fit for various locations. Soft colours or the beauty of wood, bases in wood or metal, versatile and functional. Seatings in wood or upholstered.

27

softline | powered by materia



BLUES

Designed by EDIT

28



BLUES O



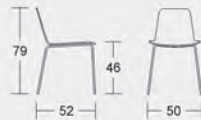
m³: 0,33 kg: 5,5
pcs.: 2 -

BLUES O UP



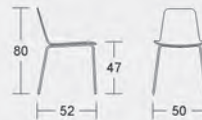
m³: 0,33 kg: 6,3
pcs.: 2 m: 0,80

BLUES 3



m³: 0,33 kg: 5,7
pcs.: 2 -

BLUES C UP



m³: 0,33 kg: 6,5
pcs.: 2 m: 0,80

29

softline | powered by materia



BLUES

Designed by EDIT

30



BLUES SL UP



m³: 0,33 kg: 6,6
pcs.: 2 m: 0,80



BLUES SL



m³: 0,33 kg: 5,8
pcs.: 2 -



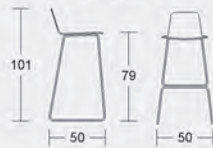
BLUES SL 78



m³: 0,37 kg: 6,0
pcs.: 1 -



BLUES SL 78 UP



m³: 0,37 kg: 6,5
pcs.: 1 m: 0,50

31



BLUES F 78



m³: 0,37 kg: 7,2
pcs.: 1 -



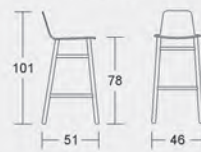
BLUES F 78 UP



m³: 0,37 kg: 7,7
pcs.: 1 m: 0,50



BLUES O 78



m³: 0,37 kg: 6,0
pcs.: 1 -



BLUES O 78 UP



m³: 0,37 kg: 6,5
pcs.: 1 m: 0,50

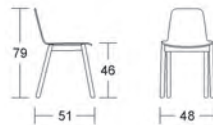
AVE

Designed by MICHELE TAVANO and EDIT



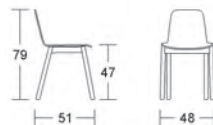
32

AVE



m³: 0,33 kg: 6,5
pcs.: 2 -

AVE UP



m³: 0,33 kg: 7,0
pcs.: 2 m: 0,80

Un look naturalmente elegante.
Linee austere di stile scandinavo
con un tocco internazionale.
Sedia e poltrona sono in frassino,
con la scocca in multistrato
o rivestita.

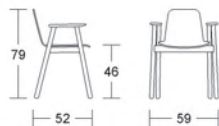
*Naturally elegant. Austere lines,
a Scandinavian feel with an
international touch. Chair and
armchair are in ash wood, the
shell in ash wood multilayer or
upholstered.*

33

softline | powered by materia

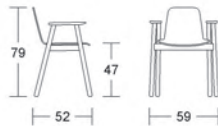


AVE P



m³: 0,30 kg: 8,0
pc.: 1 -

AVE P UP



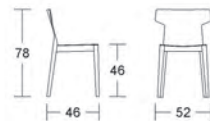
m³: 0,30 kg: 8,5
pc.: 1 m: 0,80

RAMA

Designed by EDIT

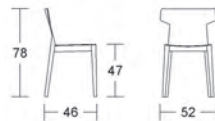


RAMA



m³: 0,33 kg: 5,0
pcs.: 2 -

RAMA UP S



m³: 0,33 kg: 5,5
pcs.: 2 m: 0,30

Espressioni di creatività,
proporzioni inconsuete per
una forma distintiva.
Una seduta audace e raffinata,
che esalta la qualità costruttiva.
Struttura in frassino massiccio,
seduta e schienale in multistrato
di frassino, tamburato, opzione
sedile tappezzato.

*Expression of creativity, unusual
proportions that make a distinctive
item. A bold and refined chair,
where the quality of construction
is highlighted. The frame is in ash
wood. Seat and back in ash wood
multilayer, hollow-core. Wooden
or upholstered seat.*

35

softline | powered by materia



MANÈ

Designed by MICHELE TAVANO and EDIT



MANÈ



m³: 0,33 kg: 5,5
pcs.: 2 -

MANÈ UP S



m³: 0,33 kg: 6,0
pcs.: 2 m: 0,30

36

Ispirazione scandinava. Semplicità visiva, un equilibrio di forma e funzione. La forma particolare delle gambe e lo spessore variabile della spalliera sono tra gli elementi distintivi della sedia Manè.

Scandinavian inspiration. Visual simplicity, the balance of form and function. The special shape of the legs as well as the variable thickness of the back are distinctive features of chair Manè.

37

softline | powered by materia



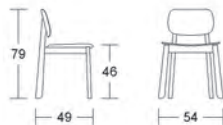
ALLY

Designed by MICHELE TAVANO

38

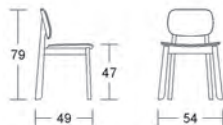


ALLY



m³: 0,33 kg: 6,5
pcs.: 2 -

ALLY UP S



m³: 0,33 kg: 7,0
pcs.: 2 m: 0,30

Stile nordico. Linee pulite e morbide. Ally è una sedia solida, rassicurante e raffinata. Sedia e sgabello in massello e multistrato di frassino. Con o senza tessuto. Forme originali, brillanti: un look alternativo che si adatta a molteplici ambienti.

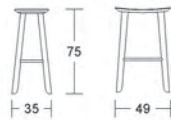
Nordic style. Soft clean lines. Ally is a sturdy chair, reliable and elegant. Chair and stool are in solid ash wood and ash wood multilayer, with or without fabric. Original and brilliant shapes, an alternative look that fits into all ambiances.



softline | powered by materia



ALLY SG



m³: 0,13
pc.: 1

kg: 5,0

ALLY SG UP



m³: 0,13
pc.: 1

kg: 5,3
m: 0,30

SONA

Designed by MICHELE TAVANO



40

SONA



m³: 0,33 kg: 6,2
pcs.: 2 -

SONA UP S



m³: 0,33 kg: 6,7
pcs.: 2 m: 0,30

Bellezza nordica. Semplice ed elegante. Linee allo stesso tempo essenziali ed originali. La struttura è in massello di frassino. Seduta e schienale sono in multistrato di frassino curvato. Seduta disponibile anche tappezzata.

Nordic beauty. Simple and elegant, basic and original at the same time. The frame is in solid ash wood. Seat and back are in curved ash wood multilayer. Upholstered seat option available.

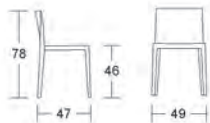
41



DAIKI

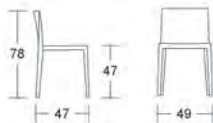
Designed by MICHELE TAVANO and EDIT

DAIKI



m³: 0,33 kg: 5,5
pcs.: 2 -

DAIKI UP S



m³: 0,33 kg: 6,0
pcs.: 2 m: 0,30

Elegante e austera. Una combinazione di soluzioni estetiche e tecniche. L'elemento caratteristico è lo schienale in tamburato a spessore variabile. Daiki è in legno di frassino, con seduta in multistrato curvato, che può essere tappezzata.

Elegant, austere, sharp. A combination of aesthetic and technical solutions. The key element is the hollow-core back with variable thickness. Daiki is in ash wood. The seat is available in curved ash wood multilayer and can be upholstered.

JALA

Designed by MICHELE TAVANO and EDIT

42



JALA



JALA UP

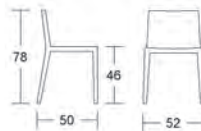


JALA UP S

Una seduta dalle dimensioni insolite. Linee pure, raffinate, di impeccabile tecnica realizzativa. La struttura è in massello di frassino mentre sedile e schienale sono in multistrato di frassino curvato. Disponibile in diverse varianti di tappezzeria.

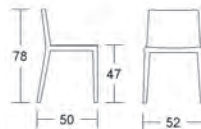
A chair with uncommon dimensions. Pure and refined lines, technical expertise. The frame is in solid ash wood, the seat and back are in curved ash wood multilayer. Several upholstered options available.

JALA



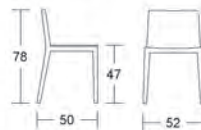
m³: 0,35 kg: 5,5
pcs.: 2

JALA UP S



m³: 0,35 kg: 6,0
pcs.: 2 m: 0,30

JALA UP



m³: 0,35 kg: 7,0
pcs.: 2 m: 0,60

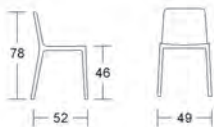
43



ARON

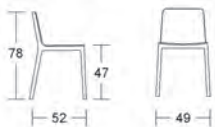
Designed by MICHELE TAVANO and EDIT

ARON



m³: 0,33 kg: 4,0
 pcs.: 2 -

ARON UP



m³: 0,33 kg: 5,6
 pcs.: 2 m: 0,60

Un disegno minimalista, una seduta senza tempo. Una seduta che esalta la precisione tecnica e l'estetica. Leggera e resistente, grazie alla combinazione della struttura in massello di frassino con tamburatura della scocca di spessore minimo.

Minimalist design, a timeless piece. The focus is on the technical precision. Aron is a chair that is light and robust thanks to the solid wooden frame. Hollow-core combined with an extremely thin multilayer shell.

KARM

Designed by HENRIK SØRIG THOMSEN

44



KARM



m³: 0,30 kg: 5,0
pcs.: 1 -

KARM UP



m³: 0,30 kg: 5,5
pcs.: 1 m: 0,30



Avvolgente, confortevole.
Design danese, tecnica
e artigianalità italiane.
Karm è in frassino massiccio,
con sedile e schienale in
multistrato di frassino curvato.
Il sedile può essere tappezzato.

*Karm surrounds the body
naturally. Danish design combined
with Italian craftsmanship. Karm is
in solid ash wood with curved ash
wood multilayer seat and back.
The seat can be upholstered.*

45

softline | powered by materia



COUPÉ

Designed by STEFANO SANDONA'

46

COUPÉ FP



m³: 0,37 kg: 6,0
pcs.: 2 -

COUPÉ FP UP



m³: 0,37 kg: 7,0
pcs.: 2 m: 1,00



Protagonista in ogni arredo. Scocca in polipropilene con o senza cuscino o rivestita in tessuto o cuoio. Basi in metallo o legno, girevoli o impilabili. Soluzioni versatili per tutte le esigenze.

The all purpose chair. A polypropylene shell that features a cushion or can be covered in fabric or hide. Bases are in metal and wood: some stack, some swivel. A wide range of extreme versatile solutions.

47

softline | powered by materia



COUPÉ

Designed by STEFANO SANDONA'

48



COUPÉ 4T



m³: 0,29 kg: 6,6
pcs.: 1 -



COUPÉ 4T UP



m³: 0,29 kg: 7,6
pcs.: 1 m: 1,00



COUPÉ OMC



m³: 0,37 kg: 4,6
pcs.: 2 -



COUPÉ OMC UP



m³: 0,37 kg: 5,6
pcs.: 2 m: 1,00

49



COUPÉ CR



m³: 0,37 kg: 6,1
 pcs.: 1 -



COUPÉ CR UP



m³: 0,37 kg: 7,1
 pcs.: 1 m: 1,00



COUPÉ TRC



m³: 0,37 kg: 4,6
 pcs.: 2 -



COUPÉ TRC UP



m³: 0,37 kg: 5,6
 pcs.: 2 m: 1,00

COUPÉ

Designed by STEFANO SANDONA'

50



COUPÉ 6



m³: 0,29 kg: 5,6
pcs.: 1 -



COUPÉ 6 UP



m³: 0,33 kg: 6,6
pcs.: 1 m: 1,00



COUPÉ SL



m³: 0,37 kg: 6,1
pcs.: 2 -



COUPÉ SL UP



m³: 0,37 kg: 7,1
pcs.: 2 m: 1,00



COUPÉ

Designed by STEFANO SANDONA'

52



COUPÉ 3



m³: 0,39 kg: 4,6
pcs.: 4 -



COUPÉ C



m³: 0,26 kg: 4,6
pcs.: 4 KD



COUPÉ C UP



m³: 0,37 kg: 5,6
pcs.: 2 m: 1,00



COUPÉ OMC 78 IRON



m³: 0,37 kg: 5,2
 pcs.: 1 -



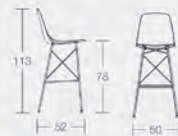
COUPÉ OMC 78 IRON UP



m³: 0,40 kg: 6,2
 pcs.: 1 m: 1,00



COUPÉ TRC 78



m³: 0,40 kg: 6,3
 pcs.: 1 -



COUPÉ TRC 78 UP



m³: 0,40 kg: 7,3
 pcs.: 1 m: 1,00

BEBO

Designed by SOFTLINE



BEBO TRC



m³: 0,37 kg: 4,6
pcs.: 2

BEBO TRC UP



m³: 0,37 kg: 5,1
pcs.: 2 m: 1,00

54

Una linea fresca e moderna, tratti puliti e semplici per una seduta durevole e funzionale. Ampia varietà di scelta per le strutture e i rivestimenti della scocca. Una collezione completa che si adatta in molteplici ambienti.

Modern and fresh lines, clean and simple details for a design that is functional and durable. A wide choice of frames and covers of the shell. A complete collection that adapts to multiple uses.

55

softline | powered by materia



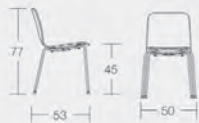
BEBO

Designed by SOFTLINE

56



BEBO 3



m³: 0,33 kg: 4,6
pcs.: 2 -



BEBO C UP



m³: 0,37 kg: 5,1
pcs.: 2 m: 1,00



BEBO SL



m³: 0,37 kg: 5,2
pcs.: 2 -



BEBO SL UP



m³: 0,37 kg: 5,7
pcs.: 2 m: 1,00

57

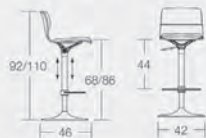


BEBO SH



m³: 0,25 kg: 9,0
 pcs.: 1

BEBO SH UP



m³: 0,25 kg: 9,6
 pcs.: 1 m: 0,70

BEBO CR



m³: 0,37 kg: 6,1
 pcs.: 1

BEBO CR UP



m³: 0,37 kg: 6,6
 pcs.: 1 m: 1,00

BEBO

Designed by SOFTLINE

58




BEBO TRS 65



m³: 0,37 kg: 5,7
pcs.: 1 -

BEBO TRS 78



m³: 0,37 kg: 6,0
pcs.: 1 -

BEBO TRS 65 UP



m³: 0,37 kg: 6,3
pcs.: 1 m: 0,70

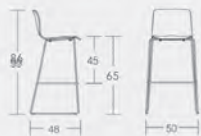
BEBO TRS 78 UP



m³: 0,37 kg: 6,6
pcs.: 1 m: 0,70

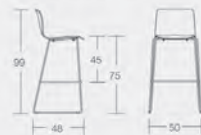
59

BEBO SL 65



m³: 0,35 kg: 6,8
 pcs.: 2 -

BEBO SL 78



m³: 0,35 kg: 7,1
 pcs.: 2 -



BEBO SL 65 UP



m³: 0,37 kg: 7,5
 pcs.: 2 m: 0,70

BEBO SL 78 UP



m³: 0,37 kg: 7,9
 pcs.: 2 m: 0,70

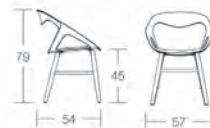
FELIX

Designed by MORE DESIGN



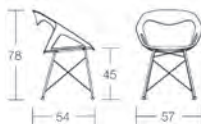
60

FELIX OMC



m³: 0,30 kg: 4,8
pcs.: 1

FELIX TRC



m³: 0,30 kg: 4,8
pcs.: 1

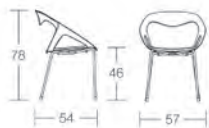
Mood futurista e puro design.
Impilabili o girevoli, con o senza
cuscino a completamento della
scocca in polipropilene. Struttura
in legno o metallo.

*Futuristic mood and pure
design. Stackable or swivel,
with or without seat cushion to
complement the polypropylene
shell. Frames in wood or metal.*

61



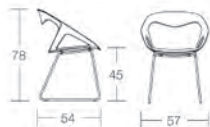
FELIX 3



m³: 0,30 kg: 4,9
 pcs.: 2 -



FELIX SL



m³: 0,30 kg: 5,1
 pcs.: 1 -



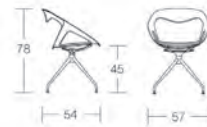
FELIX CR



m³: 0,30 kg: 6,3
 pcs.: 1 -



FELIX 6



m³: 0,30 kg: 5,8
 pcs.: 1 -

PAULINE

Designed by THIBAUT DESOMBRE

62



PAULINE OMC



m³: 0,37 kg: 4,7
pcs.: 2 -

L'espressione della vitalità:
 trasparenze, colori e un'ampia
 varietà di versioni che possono
 rendere unico ciascun ambiente.
 Strutture in legno e metallo,
 seduta in SAN.

*Expression of vitality: transparent
 materials, vivid colours and a
 wide variety of options that make
 an ambient unique. Metal and
 wooden bases, SAN shell.*



PAULINE TRC



m³: 0,37 kg: 4,6
 pcs.: 2 -



PAULINE 3



m³: 0,43 kg: 4,7
 pcs.: 4



PAULINE C



m³: 0,26 kg: 4,7
 pcs.: 4 KD

TESS

Designed by LUCIDI, PEVERE

64




TESS OMC



m³: 0,37 kg: 4,9
pcs.: 2 -

Tecnologia trasformata in design. Vuoti e pieni, un intreccio intrigante. Tess è girevole, impilabile, con basi in metallo o legno. Una linea di sgabelli completa la collezione.

Where technology becomes design. An intriguing weave, the original one. A wide collection that includes swivel or stacking bases in wood or metal. Stools also available to complete the collection.



TESS

Designed by LUCID

66



TESS TRC



m³: 0,37 kg: 4,9
pcs.: 2 -



TESS CR



m³: 0,37 kg: 6,9
pcs.: 1 -



TESS SL



m³: 0,37 kg: 5,3
pcs.: 2 -

67



TESS 3



m³: 0,38 kg: 5,0
 pcs.: 4 -



TESS C



m³: 0,26 kg: 4,9
 pcs.: 2 KD -



TESS SH



m³: 0,12 kg: 9,5
 pcs.: 1 KD -



TESS S7



m³: 0,37 kg: 5,0
 pcs.: 2 -

MUSA

Designed by ARCHIRIVOLTO

68



MUSA



m³: 0,32 kg: 2,9
pcs.: 4 -

Leggera, comoda, bella.
Musa è il frutto di un progetto
magistrale: polipropilene e fibra
di vetro la rendono estremamente
robusta, ideale per arredo indoor
e outdoor.

*Light, comfortable, beautiful.
Musa is the result of an ambitious
project: polypropylene and
fiberglass make it extremely
strong and ideal for indoor and
outdoor use.*

69

softline | powered by materia

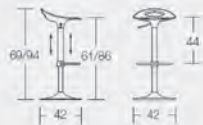


SAMBA

Designed by SYN DESIGN



SAMBA NEW



m³: 0,15 kg: 8,5
 pcs.: 1

PIER

Designed by EDIT

70



PIER Q 45



m³: 0,25 kg: 4,0
 pcs.: 2

PIER Q 65



m³: 0,25 kg: 4,7
 pcs.: 2

PIER Q 75



m³: 0,25 kg: 4,9
 pcs.: 2



PIER R 45



m³: 0,25 kg: 4,0
pcs.: 2 -

PIER R 65



m³: 0,25 kg: 4,7
pcs.: 2 -

PIER R 75



m³: 0,25 kg: 4,9
pcs.: 2 -

PIER T 45



m³: 0,25 kg: 4,0
pcs.: 2 -

PIER T 65



m³: 0,25 kg: 4,7
pcs.: 2 -

PIER T 75



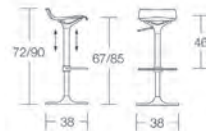
m³: 0,25 kg: 4,9
pcs.: 2 -

QUID

Designed by TIZIANO DAINESE



QUID SH



m³: 0,15 kg: 8,5
pcs.: 1

QUID SH UP



m³: 0,15 kg: 9,0
pcs.: 1 m: 0,30

Alternativa originale, un classico rivisitato. La seduta sagomata, in SAN o tappezzata garantisce la giusta combinazione di comodità ed estetica. Strutture diverse in metallo, cromate o laccate.

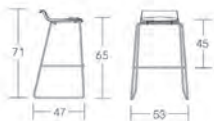
An original alternative, a revisited classic. A shaped seat, available in SAN or upholstered, that combines comfort and good looks. Various frames in metal, chromed or lacquered.

73

softline | powered by materia



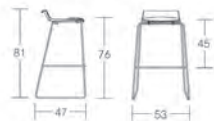
QUID SL 65



m³: 0,21 kg: 7,0
pcs.: 2 -



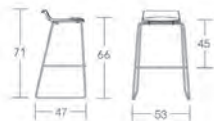
QUID SL 78



m³: 0,32 kg: 7,3
pcs.: 2 -



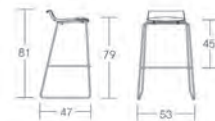
QUID SL 65 UP



m³: 0,21 kg: 7,5
pcs.: 2 m: 0,30



QUID SL 78 UP



m³: 0,32 kg: 7,8
pcs.: 2 m: 0,30





Viale del Lavoro, 84
Z.i.u. Lauzacco
33050 Pavia di Udine (UD) Italy
Tel. +39.0432.675513

Export department:
Ph. +39.0432.1619896
Ph. +39.0432.1619899
sales@softline1979.com

Ufficio commerciale Italia:
Tel. +39.0432.675513
commerciale@softline1979.com
www.softline1979.com